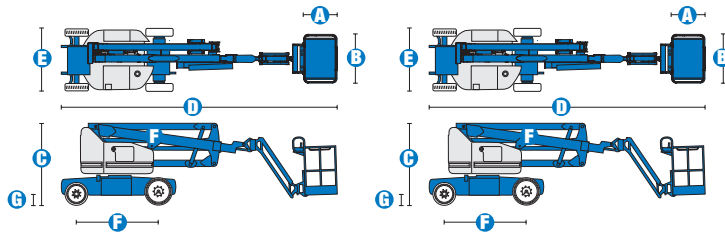


Specifications



MODELS	Z™-40/23N		Z™-40/23N RJ	
MEASUREMENTS	US	Metric	US	Metric
Working height maximum*	46 ft 5 in	14.32 m	46 ft 5 in	14.32 m
Platform height maximum	40 ft 5 in	12.32 m	40 ft 5 in	12.32 m
Horizontal reach maximum	22 ft 8 in	6.91 m	22 ft 8 in	6.91 m
Up and over clearance maximum	21 ft 3 in	6.48 m	21 ft 3 in	6.48 m
A Platform length	2 ft 6 in	.76 m	2 ft 6 in	.76 m
B Platform width	4 ft 8 in	1.42m	3 ft 10 in	1.17 m
C Height - stowed	6 ft 6 in	1.98 m	6 ft 6 in	1.98 m
D Length - stowed	21 ft 5 in	6.53 m	21 ft 5 in	6.53 m
E Width	4 ft 11 in	1.50 m	4 ft 11 in	1.50 m
F Wheelbase	6 ft 5 in	1.96 m	6 ft 5 in	1.96 m
G Ground clearance - center	7 in	.18 m	7 in	.18 m

PRODUCTIVITY				
Lift capacity	500 lbs	227 kg	500 lbs	227 kg
Platform rotation	180°		180°	
Vertical jib rotation	130°		130°	
Horizontal jib rotation	—		180°	
Turntable rotation	355° non-continuous		355° non-continuous	
Turntable tailswing	5 in	.13 m	5 in	.13 m
Drive speed - stowed	4.5 mph	7.2 km/h	4.5 mph	7.2 km/h
Drive speed - raised**	0.68 mph	1.1 km/h	0.68 mph	1.1 km/h
Gradeability - stowed***	30%		30%	
Turning radius - inside	2 ft 11 in	.87 m	2 ft 11 in	.87 m
Turning radius - outside	10 ft 6 in	3.20 m	10 ft 6 in	3.20 m
Controls	24 V DC proportional		24 V DC proportional	
Tires - front	22x7x17.75 in	.56x.18x.45 m	22x7x17.75 in	.56x.18x.45 m
Tires - rear	25.6 x 7 in	.64 x .18 m	25.6 x 7 in	.64 x .18 m

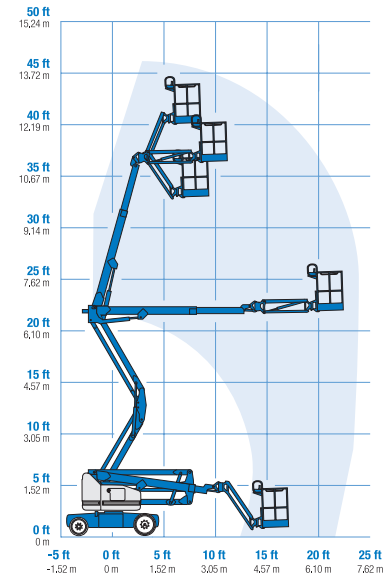
POWER				
Power source	48 V DC (eight 6 V batteries) 350 Ah capacity		48 V DC (eight 6 V batteries) 350 Ah capacity	
Drive system	29 V 3 phase AC		29 V 3 phase AC	
Auxiliary power unit	24 V DC		24 V DC	
Hydraulic tank capacity	8 gal	30.2 L	8 gal	30.2 L

WEIGHT***	15,230 lbs	6,908 kg	15,300 lbs	6,940 kg
-----------	------------	----------	------------	----------

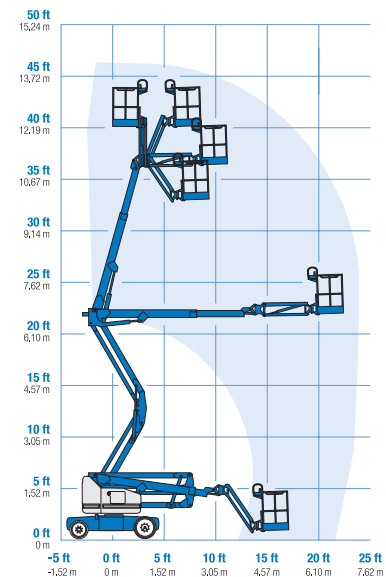
STANDARDS COMPLIANCE ANSI A92.5, CSA B354.4, CE Compliance, AS 1418.10

* The metric equivalent of working height adds 2 m to platform height. U.S. adds 6 ft to platform height.
 ** In lift mode *(platform raised), the machine is designed to operate on firm, level surfaces only.
 *** Gradeability applies to driving on slopes. See operator's manual for details regarding slope ratings.
 **** Weight will vary depending on options and/or country standards.

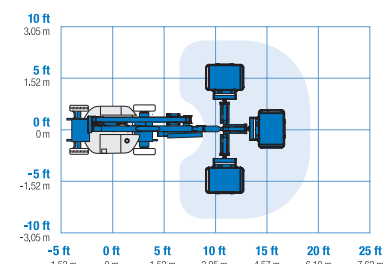
RANGE OF MOTION Z™-40/23N



RANGE OF MOTION Z™-40/23N RJ



JIB RANGE OF MOTION Z™-40/23N RJ



Features

EASILY CONFIGURED TO MEET YOUR NEEDS

PLATFORM OPTIONS

- Steel 4 ft 8 in (1.42 m) (Z40N only)
- Steel 3 ft 10 in (1.17 m) (Standard on Z40N RJ, option on Z40N)

JIB OPTIONS

- 4 ft (1.22 m) jib boom
- 4 ft (1.22 m) horizontal rotating jib boom

POWER

- 48 V DC (eight 6 V 350 Ah batteries)

BATTERY CHARGING

- 25 Amp 48 V DC onboard charger

DRIVE

- 2WD Electric AC

TIRE

- Solid rubber non-marking

STANDARD FEATURES

MEASUREMENTS

Z™-40/23N & Z™-40/23N RJ

- 46 ft 5 in (14.32 m) working height
- 22 ft 8 in (6.91 m) horizontal reach
- 21 ft 3 in (6.48 m) up and over clearance
- Up to 500 lb (227 kg) lift capacity

PRODUCTIVITY

- 4 ft 11 in (1.50 m) width
- 2 ft 11 in (.87 m) inside turning radius
- 4 ft (1.22 m) jib boom with 130° working range
- Self-leveling platform
- Hydraulic platform rotation
- Fully proportional controls
- Thumb rocker steer
- Drive enable
- AC power cord to platform
- Horn
- Hour meter
- Tilt alarm
- Descent, motion, & travel alarms
- Hydraulic filter condition monitor
- 355° non-continuous turntable rotation
- Variable speed high efficiency hydraulic power unit
- AC electric drive system
- Traction control
- On-board easy to understand diagnostics

POWER

- 48 V DC deep cycle battery pack
- 24 V DC auxiliary power
- 25 Amp 48 V battery charger
- Battery charge indicator
- Low battery voltage interrupt



OPTIONS & ACCESSORIES

PRODUCTIVITY

- Platform swing gate
- Half-mesh platform inserts with swing gate
- Air line to platform
- Fire resistant hydraulic oil
- Biodegradable hydraulic oil
- Hostile environment package
- Tool tray
- Fluorescent tube caddy
- Pipe cradle (pair)
- Flashing beacon
- Platform work lights
- Front driving lights
- Lockable platform control box cover
- Retained key selector switch

POWER

- 800 watt inverter

Genie United States

18340 NE 76th Street
P.O. Box 97030
Redmond, Washington 98073-9730

Telephone **+1 (425) 881-1800**
Toll Free in USA/Canada **+1 (800) 536-1800**
Fax +1 (425) 883-3475

Genie Europe

Millennium House
Brunel Drive
Newark NG24 2DE
UK

Telephone **+44 (0)1476 584333**
Fax +44 (0)1476 584334

Email: infoeurope@genieind.com

Distributed By:

Effective Date: July, 2008. Product specifications and prices are subject to change without notice or obligation. The photographs and/or drawings in this document are for illustrative purposes only. Refer to the appropriate Operator's Manual for instructions on the proper use of this equipment. Failure to follow the appropriate Operator's Manual when using our equipment or to otherwise act irresponsibly may result in serious injury or death. The only warranty applicable to our equipment is the standard written warranty applicable to the particular product and sale and we make no other warranty, express or implied. Products and services listed may be trademarks, service marks or trade-names of Terex Corporation, Genie Industries, Inc. and/or their subsidiaries in the U.S.A. and many other countries and all rights are reserved. Terex® is a Registered Trademark of Terex Corporation in the U.S.A. and many other countries. Genie® is a Registered Trademark of Genie Industries, Inc. in the U.S.A. and many other countries. Genie is a Terex Company. © 2008 Terex Corporation.

Z40NRJ 3.5K 0708D. Part No. 109457

www.genieindustries.com